

TRUCK CAP REAR DOOR

VEHICLE INFO:

Year _____ Make _____ Cap Manufacturer _____

Long Bed Short Bed Quad Cab Ext. Cab

Serial# _____ Found on a metal tag by the dome light, on the side rails, by the rear door, or between the cap and cab

Part# on Door _____ Found on the backside of the frame stamped in white, or under the bottom rubber molding

FRAME INFO:

Framed Frameless

FRAME COLOR:

Black Aluminum (Silver)

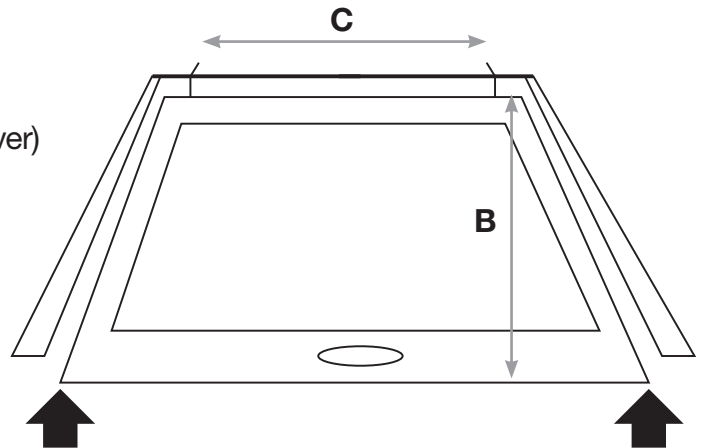
TINT OF GLASS:

Dark Clear

BRAKE LIGHT IN DOOR:

Y N

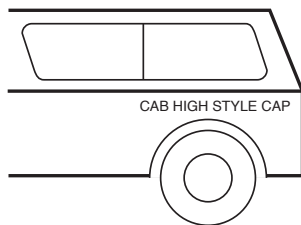
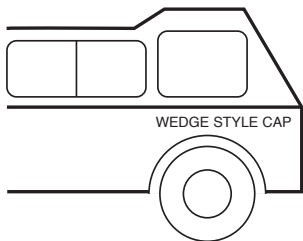
Single Handle Double Handle



A = Bottom width _____

B = Height of the door _____

C = Hinge _____



SHOP NAME/PHONE: _____