

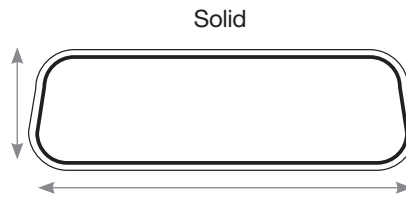
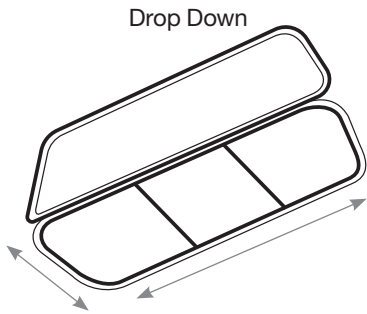
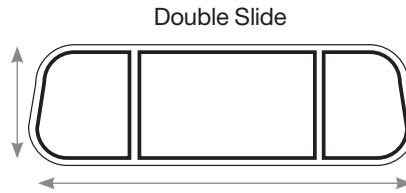
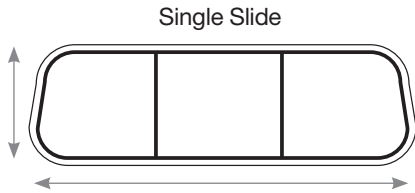
TRUCK CAP FRONT GLASS

VEHICLE INFO:

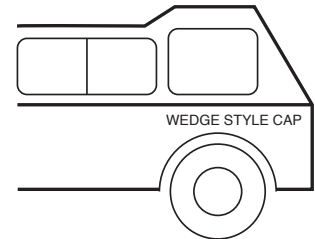
Year _____ Make _____ Cap Manufacturer _____

Serial# _____

Serial# can be found on a metal tag by the dome light, on the side rails, by the rear door, or between the cap and cab



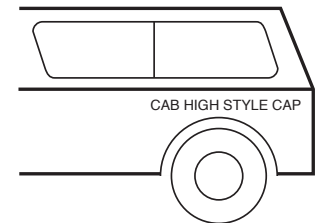
Width _____ Height _____ Diagonals _____



FRAME INFO: Black Aluminum

TINT OF GLASS: Dark Clear

CORNERS: Radius (Round) Mitered (Square)



SHOP NAME/PHONE: