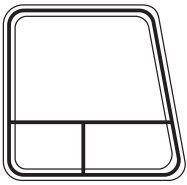


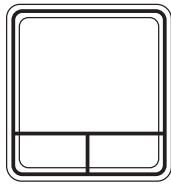
# CONVERSION VAN

**VEHICLE INFO:**


Year \_\_\_\_\_ Manufacturer \_\_\_\_\_ Conversion Name \_\_\_\_\_



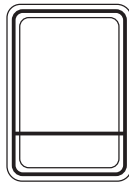
Single Angled



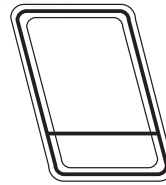
Rectangular T-slider



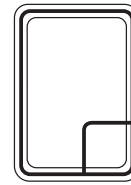
Solid Bay



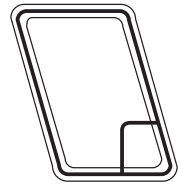
Vertical Slider Bay



Double Angled T-Slider

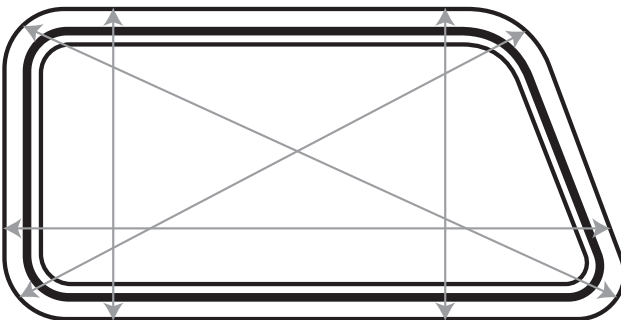


Pop-out Windows



**WINDOW LOCATION:**

- Driver Front       Driver Rear       Passenger Rear



Measure the entire window, not just the broken glass

Width \_\_\_\_\_  
 Front Height \_\_\_\_\_ Rear Height \_\_\_\_\_  
 Diagonals \_\_\_\_\_ x \_\_\_\_\_  
 Dot# \_\_\_\_\_  
 Window Manufacturer \_\_\_\_\_

**FRAME INFO:**

- Black       Black with Chrome       All Glass (Frameless)

**WIDTH OF FRAME:**

- 1-1/4 inch       3/8 inch

**HANDLE DESCRIPTION:**

- Squeeze Latch       Flip Latch (bow tie)

**SHOP NAME/PHONE:**